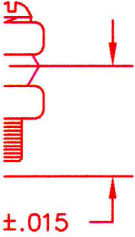


1.187
HEX

GLAND PACKING INSTRUCTIONS

MATERIAL BRASS

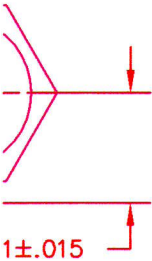
DRILL .062±.031



SCREW

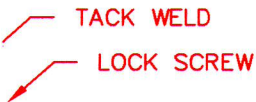
MATERIAL

DRILL .062±.031



SCREW

STEEL



.750±.015

ROPE PACKING MATERIAL

1. INSERT NUT OVER CABLE.
2. INSERT TUBE (IF USED) OVER CABLE.
3. INSERT ONE BUSHING OVER CABLE.
4. INSERT ONE BUSHING IN STUFFING BOX.
5. INSERT END OF CABLE THRU BUSHING & STUFFING BOX.
6. WIND PACKING MATERIAL CLOCKWISE AROUND CABLE INSIDE STUFFING BOX.
7. START NUT & TIGHTEN SECURELY.
8. PACKING MUST SURROUND CABLE FOR 1/2" MIN.
9. THE AMOUNT OF PACKING MUST BE SUCH THAT WHEN NUT IS TIGHTENED IT STILL HAS 1/8" MIN. LEFT TO TRAVEL WITHOUT MEETING INTERFERENCE FROM ANYTHING EXCEPT PACKING.

GROMMET PACKING MATERIAL

1. INSERT NUT OVER CABLE.
2. INSERT TUBE (IF USED) OVER CABLE.
3. INSERT ONE BUSHING OVER CABLE.
4. INSERT GROMMET OVER CABLE.
5. INSERT ONE BUSHING IN STUFFING BOX.
6. INSERT END OF CABLE THRU BUSHING & STUFFING BOX.
7. INSERT GROMMET AND OUTER BUSHING INTO STUFFING BOX AND TIGHTEN NUT SECURELY.
8. WHEN NUT IS TIGHTENED THERE MUST STILL BE 1/8" MIN. LEFT TO TRAVEL WITHOUT MEETING INTERFERENCE FROM ANYTHING EXCEPT GROMMET.

NOTES

1. PACKING MATERIAL: MUST BE A MSHA ACCEPTED SUBSTITUTE FOR ASBESTOS. WHEN USING THIS MATERIAL TO PACK A GLAND 1 EA. INNER BUSHING AND 1 EA. OUTER BUSHING MUST BE USED.
2. ALTERNATE PACKING MATERIAL: _____

GROMMET: I. D. ,PART NUMBER & COLOR

3. STD. NUT MAY BE DRILLED FROM FRONT FOR SEAL-WIRE SAME AS BELL NUT.
4. EACH CABLE GLAND REQUIRES USE OF A NON-CORROSIVE LEAD SEAL-WIRE OR ALT. LOCK SCREW AS SHOWN ABOVE.
5. IF SEAL-WIRES ARE USED A SEAL CLIP MUST BE WELDED OR CAST IN CLOSE VICINITY.
6. IF A WELD NIPPLE IS IN PLACE OR A GLAND ENTRANCE IS UNUSED A PLUG MUST BE USED AND TACKED WELDED IN PLACE.
7. REMOVE ALL SHARP EDGES TO PROTECT CABLE.
8. WHEN USING NUT & GRIP TYPE GLAND ASSEMBLY A RUBBER CABLE GUARD MUST BE USED. (SEE GLAND CHART)
9. ALL PACKING GLAND NUT MUST HAVE A MINIMUM OF 3 FULL THREADS ENGAGED.

FIRST USED				MINING CONTROLS INCORPORATED P.O. BOX 1141 BECKLEY, W.V. 25801			
MATERIAL & FINISH							
SCALE 1=1.25	DATE DRAWN 3-23-92	DRAWN BY LWR	CHECKED BY	TITLE 1 1/8"-12 UN SERIES PACKING GLANDS & ACCESSORIES			
ALL DIMENSIONS IN INCHES. TOLERANCES UNLESS OTHERWISE SPECIFIED: DECIMALS .XXX = ± .005 .XX = ± .015 FRACTIONS .XX = ± 1/32" ANGLES = ± 1/2°				DWG. NO. C	C-26555		REV. H