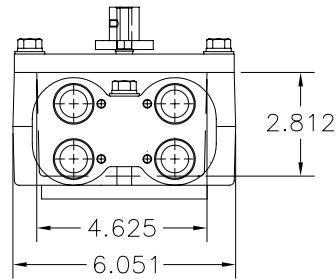
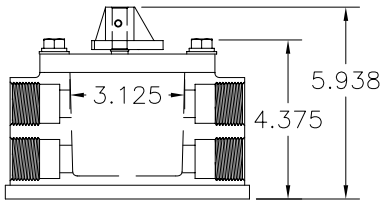
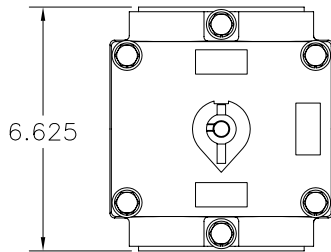




**Mine Lighting Systems
Mining Controls Inc.
P.O. Box 1141
Beckley, WV 25873
304-252-6243**

**Larry.Rowley@elginindustries.com
www.minelinesystems.com**



7015-35400-79

CONNECTION SWITCH ENCLOSURE ASSEMBLY

Item	Qty.	Part Number	Description
1	1	2010-35403-4	HOUSING MACHINED ALUMINUM
2	1	1033-35436	O-RING
3	8	1041-50009-3	STAINLESS SET SCREW 1/4-20 X 1"
4	6	1041-50007	3/8" FLAT WASHER
5	6	1041-50008	3/8" LOCK WASHER
6	2	1041-50006-9	BOLT 3/8-16 X 3 HEX
7	4	1041-50042	LOCK WASHER #6
8	4	1041-50041	FLAT WASHER #6
9	1	1022-20446	SWITCH 3 POS. ELECTRO 101702A-3
10	1	5015-20229-12	SHAFT FOR STANDARD SWITCH BOXES & SRB
11	1	2010-29950-3	COVER MACH. FOR SWITCH ON-OFF-ON
12	2	1044-20110-2	ON TAG
13	1	2010-20448	SWITCH KNOB (ALUM)
14	4	1041-50006-4	BOLT 3/8-16 X 1 1/4 HEX
15	1	1041-50020	SET SCREW 1/4"-20 X 1/2"
16	1	1044-20110-3	OFF TAG
17	10	1041-50005	DRIVE PIN 4 X 3/16"
18	1	1041-55047	ROLL PIN 3/32 X 7/16
19	4	2010-33695	STANDOFF 1/4" RD. HEAD W/ SWAGE 1/4" LONG
20	1	1035-20281-3	GROUND LUG
21	4	1041-50038-3	6/32 X 1 RD HD
22	1	1044-20038	PA TAG
23	1	2022-35418-1	PLATE FOR CONNECTION BOX MODEL 35400
24	1	1044-20011	CERTIFICATION TAG

