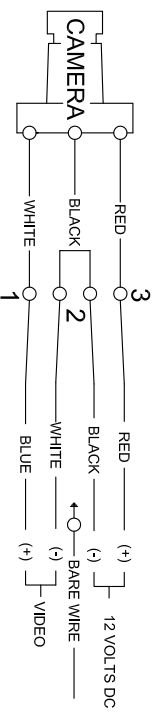
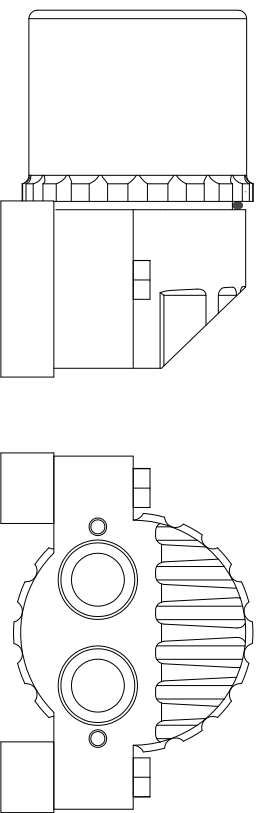


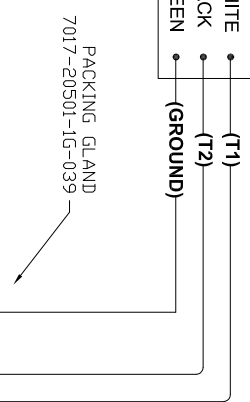
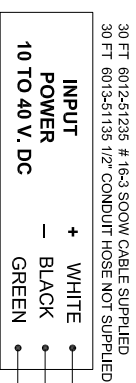
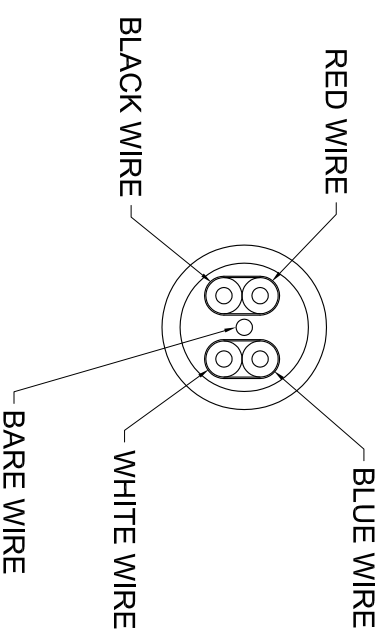
WIRING: BACK VIEW OF CAMERA  
 1 = VIDEO / 2 = COM / 3 = 12 VOLT DC. (+)



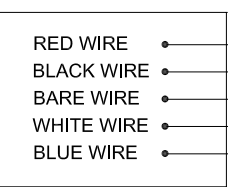
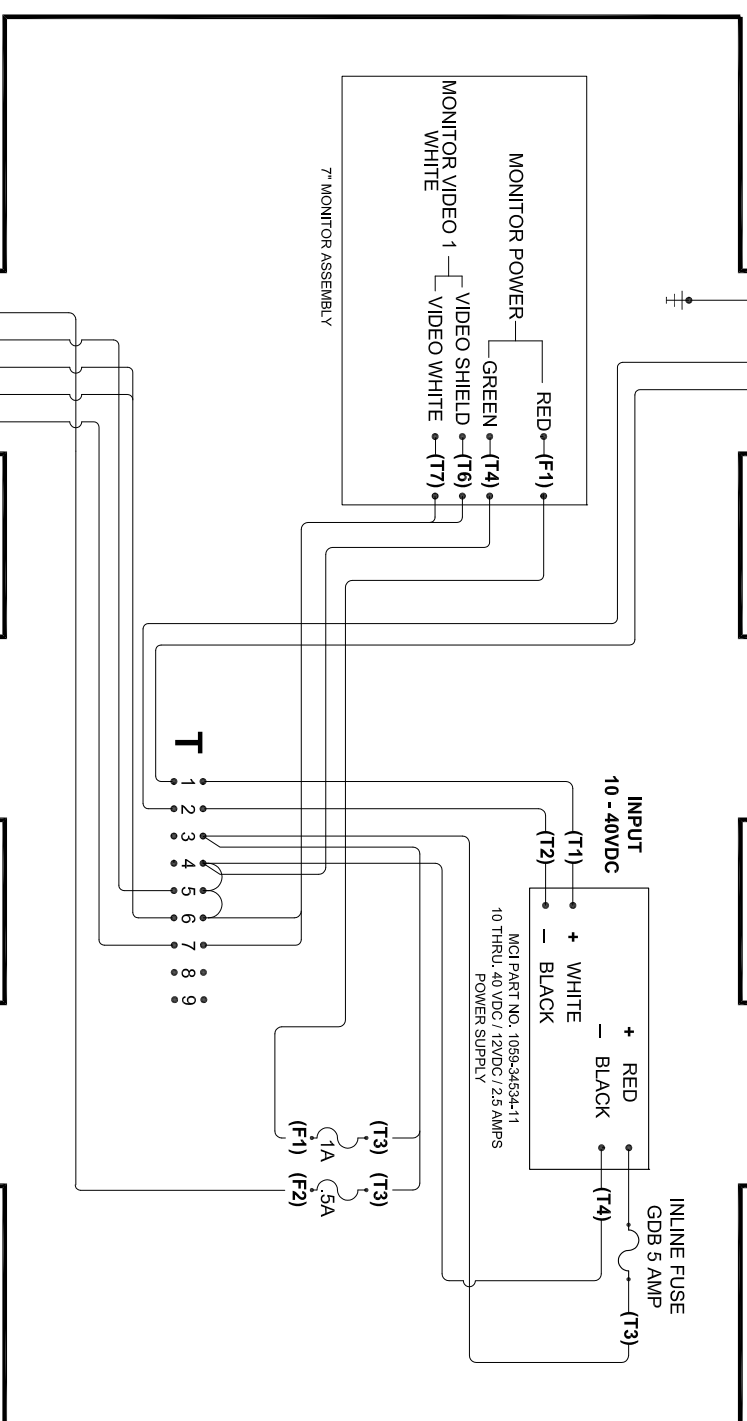
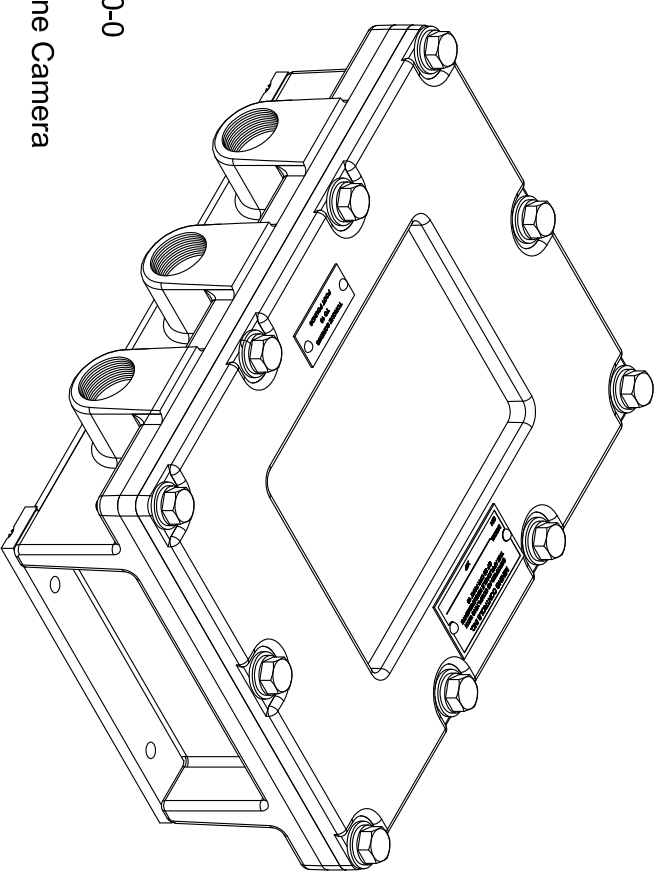
MODEL MC150XP ALUMINUM CERT. XP 3938-0 & -1  
 P/N 7015-34290-14  
 CAMERA EXPLOSION PROOF WITH BLACK & WHITE HIGH  
 RESOLUTION 600 LINES 0.0003 LUX LOW LIGHT CAMERA,  
 FORWARD VIEWING ONLY GLAND FOR TWO PAIR CABLE AND  
 GLAND PLUG COMPLETE



6012-51139-11  
 2 PAIR-24 GA. SHIELDED VIDEO AND POWER CABLE



MODEL 34551 CERT. 18-XPA050010-0  
 P/N 7015-34551-13  
 7" LCD Monitor With XIP Enclosure For One Camera



50 FT 6012-51139-11 2 PAIR 24 GA. SHIELDED VIDEO AND POWER CABLE SUPPLIED WITH SYSTEM  
 50 FT 6013-51135 1/2" CONDUIT HOSE NOT SUPPLIED

PACKING GLAND  
 7017-20501-G-028

4 EA. 2024-20057-1SA STEEL PLUG