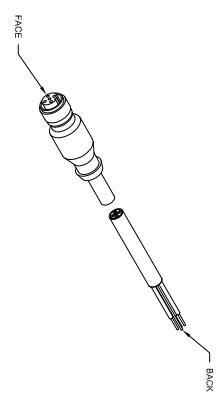
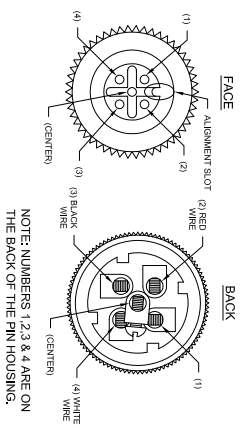
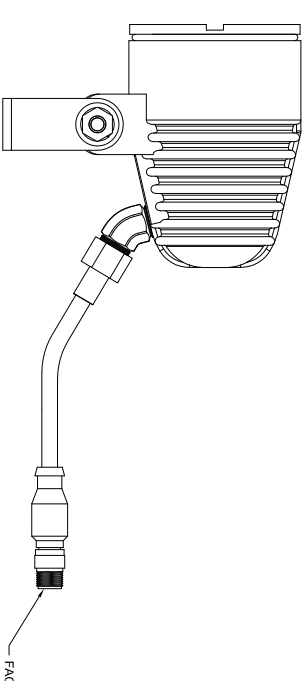
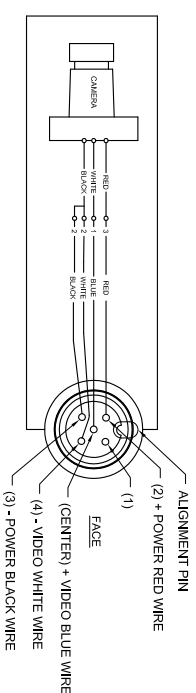
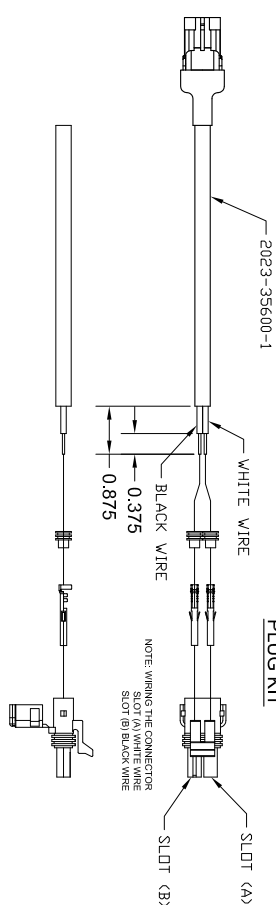
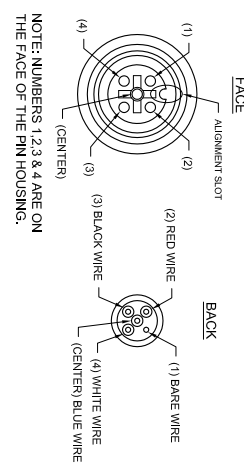


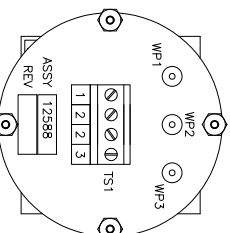
1032-33731 5 Pin Female Straight Body Connector



7030-34828-75 75 ft. Female Molded Cable & Connector Assembly



WIRING: BACK VIEW OF CAMERA
1 = VIDEO / 2 = COM / 3 = 12 VOLT DC. (+)



7030-34830-1 CAMERA 750 WATER TIGHT BLACK & WHITE 3.6 MM, FORWARD VIEWING, RESOLUTION 400 LINES, 0.1 LUX, 12 VDC @ 120 MA WITH 5 PIN CONNECTOR PIGTAIL

1059-34534-24 POWER SUPPLY ASSEMBLY 10 40 VDC IN LINE WITH WEATHER PAK CONNECTORS

2023-35600-2 WEATHER-PAK CABLE ASSEMBLY (POWER END) 18-2 S/JDDW 10' LONG

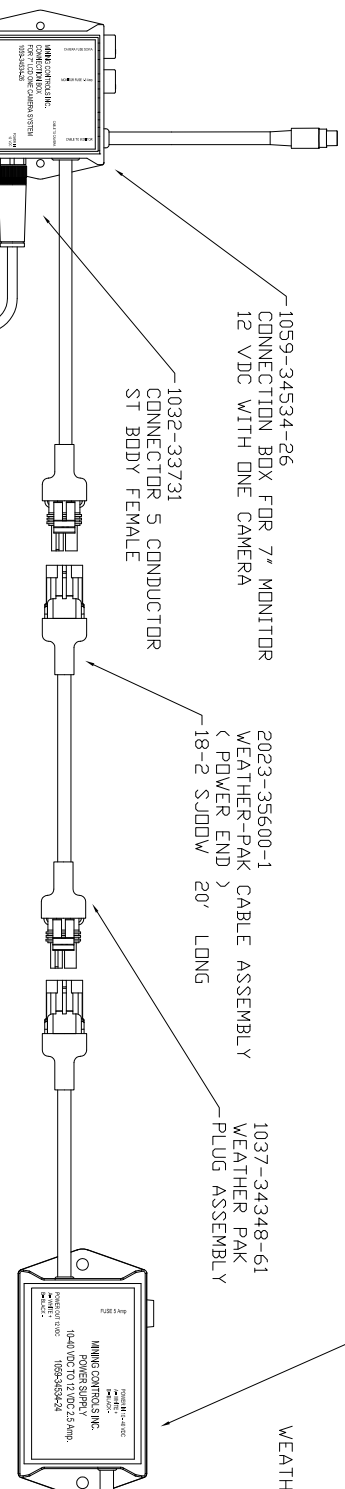
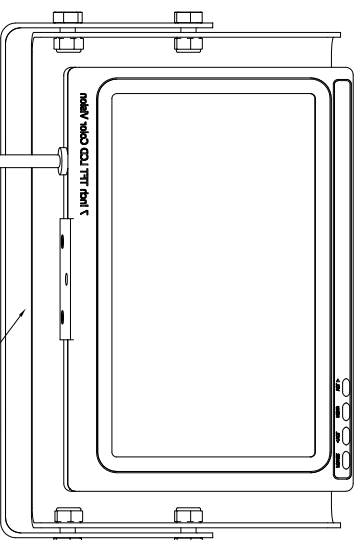
1037-34348-61 WEATHER PAK PLUG ASSEMBLY

2023-35600-1 WEATHER-PAK CABLE ASSEMBLY (POWER END) 18-2 S/JDDW 20' LONG

1032-33731 CONNECTOR 5 CONDUCTOR ST BODY FEMALE

1059-34534-26 CONNECTION BDX FOR 7' MONITOR 12 VDC WITH ONE CAMERA

2023-34485-7 MONITOR ASSEMBLY 7 INC. COLOR LCD WITH 12 VDC FOR ONE CAMERA CLOSED CAB APPLICATIONS



10 - 40 VDC 1 AMP.
INPUT
+ WHITE
- BLACK

7030-34828-75 75 FT. MOLED CABLE & CONNECTOR ASSEMBLY FOR CAMERA SYSTEM

7030-34830-1

2022-33163-4 MOUNTING BRACKET



MINING CONTROLS
INCORPORATED

P.O. BOX 1141 BECKLEY, W.V. 25801

THE WIRING DIAGRAM
MONITOR, CAMERA & CONNECTOR

DATE DRAWN 1 30-9-10
DRAWN BY LWR

CHECKED BY

DRAWN NUMBER

WD-7030-35365-5 REV A